

ALL DIMENSIONS AND LEVELS ARE TO BE VERIFIED ON SITE BY THE CONTRACTOR BEFORE COMMENCING ANY WORK

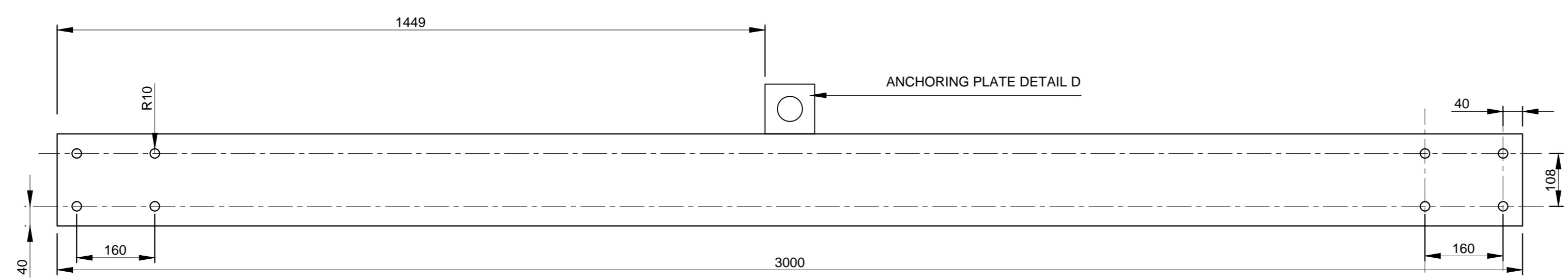
THE COPYRIGHT IN THIS DRAWING, INCLUDING THE DESIGN AND DETAILS SHOWN HEREON, IS RESERVED BY THE ENGINEERS.

THIS DRAWING IS NOT TO BE USED IN WHOLE OR PART OTHER THAN FOR THE INTENDED, PURPOSE AND PROJECT, AS DEFINED ON THIS DRAWING. REFER TO THE CONTRACT FOR FULL TERMS AND CONDITIONS.



GENERAL NOTES

- CARBON STEEL MATERIAL MUST BE USED ON ALL CONSTRUCTIONS OTHER THAN THE ACOUSTIC TUBES
- CONTINUOUS WELDING MUST BE USED
- ALL DIMENSIONS ARE IN MM OR OTHERWISE STATED
- 5/8" DIAMETER 90 MM LONG FULL THREAD HIGH TENSILE BOLTS C/W NUTS AND WASHERS 32 NOS ARE REQUIRED FOR ASSEMBLY
- THE SILENCER MUST BE FULL ASSEMBLED AT THE FABRICATORS YARD/WORKSHOP
- KENGEN REPRESENTATIVE MUST INSPECT THE SILENCERS AT EVERY STAGE OF FABRICATION



DETAIL G
ANCHORING BAR 1" THICK
4 NOS. REQUIRED
 SCALE 1:8

No	DATE	DETAILS	Chd	Appd
REVISIONS				



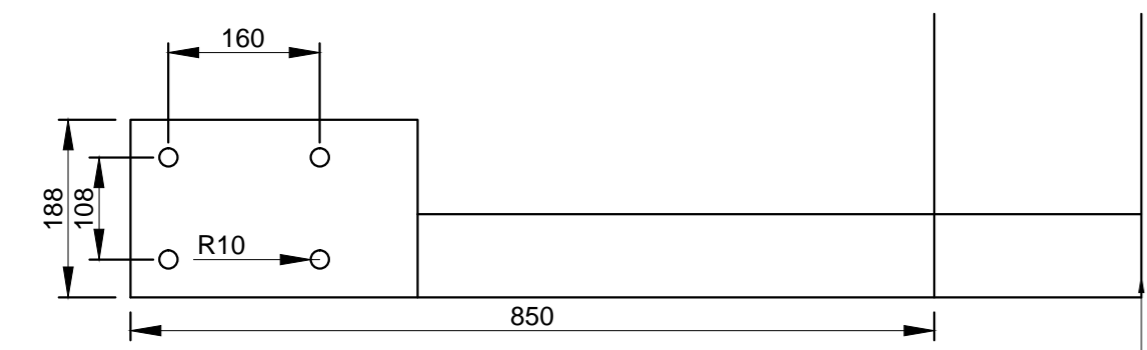
APPROVALS	NAME	SIGN	DATE
Designed by:	ERIC ROP & PHILIP NJUGUNA		
Drawn by:	ERIC ROP		
Checked by:	NICHOLUS OMENYA		
Approved by:	PETER OUMA		

Project: **IMPROVED SILENCER DESIGN FOR OLKARIA**

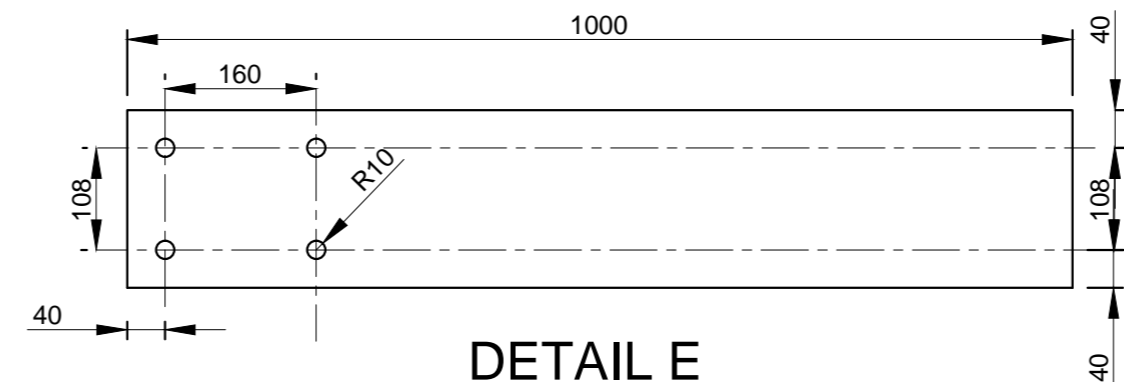
Description: **SILENCER TYPE 1
 DETAIL E,F AND G**

Scale: 1:8 Date: MARCH 2017

Drg.No: OLK/R.ENG/TYP/1/7 Rev. No: 2



DETAIL F
ANCHORING BAR 1" THICK
4 NOS. REQUIRED
 SCALE 1:8



DETAIL E
ANCHORING BAR 1" THICK
4 NOS. REQUIRED
 SCALE 1:8